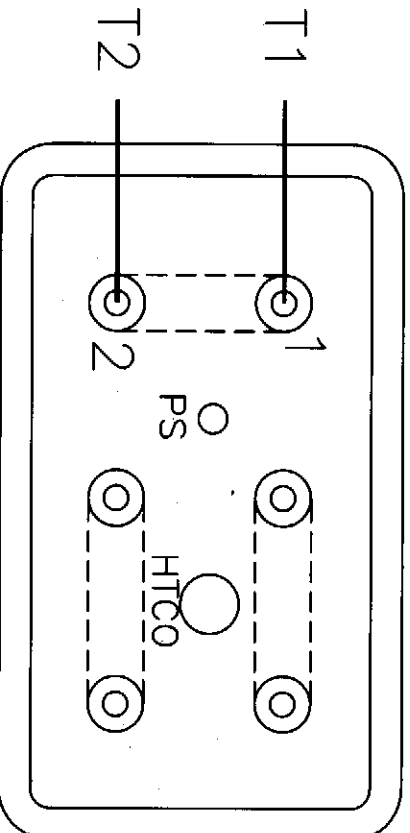
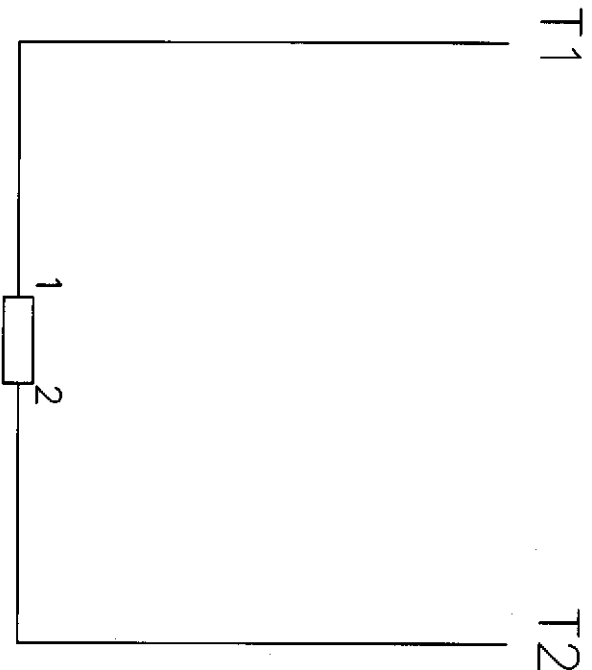


VOLTAGE	KW
240	3.0
208	2.27
120	.75



_____ KW, _____ V, 1 PH., 60HZ.

CRYOGENIC EXPERTS INC.
SIMI VALLEY, CALIFORNIA 93065



TITLE
BUSSING DIAGRAM

CONTRACT NO

DWG NO

A990011-1

REV

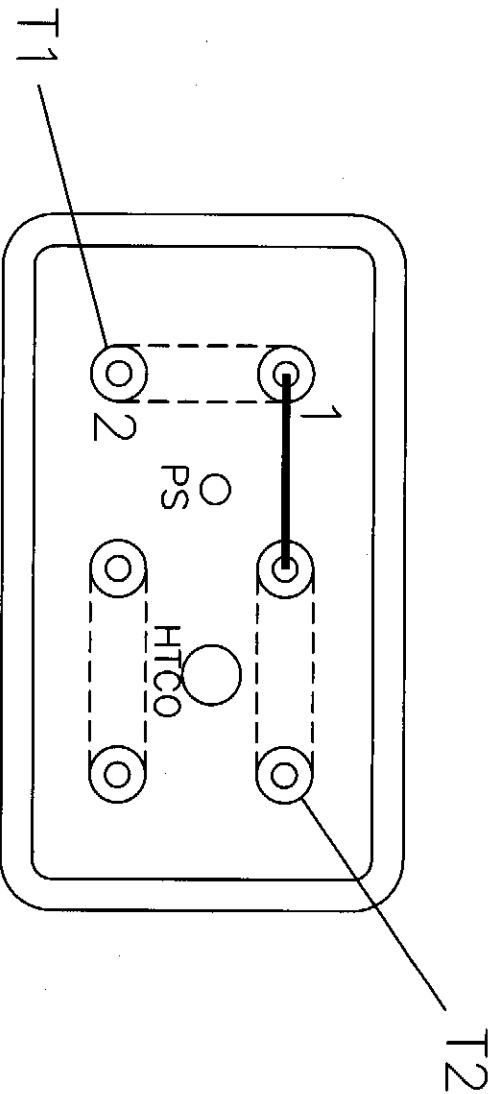
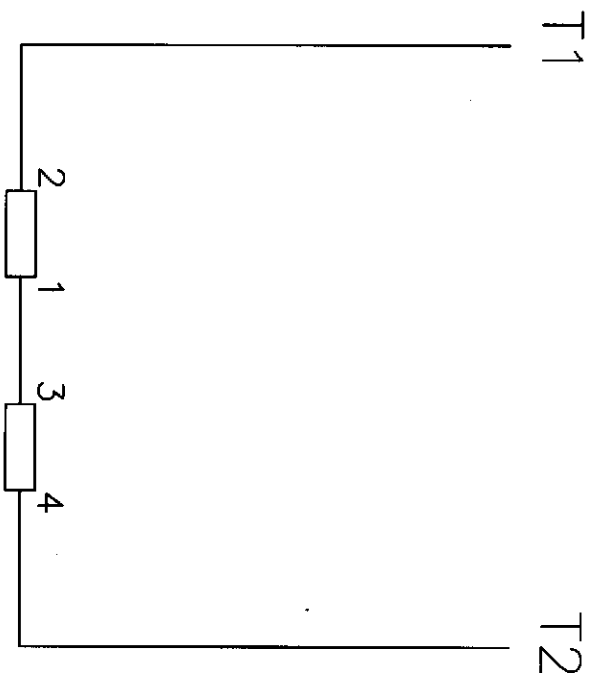
SCALE

JOB

DATE

2-8-00

VOLTAGE	KW
480	6.0
240	1.5
208	1.1
120	.4



6.0KW, 480V, 1 PH., 60HZ.

CRYOGENIC EXPERTS INC.
SIMI VALLEY, CALIFORNIA 93065



TITLE
BUSSING DIAGRAM

CONTRACT NO

DWG NO

A990011-2

REV

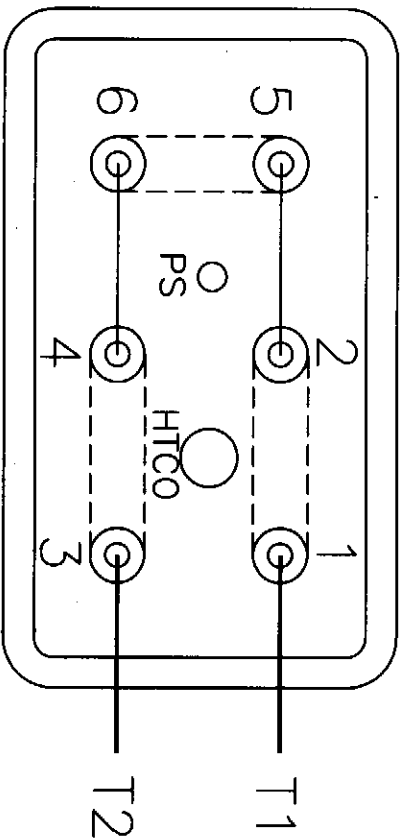
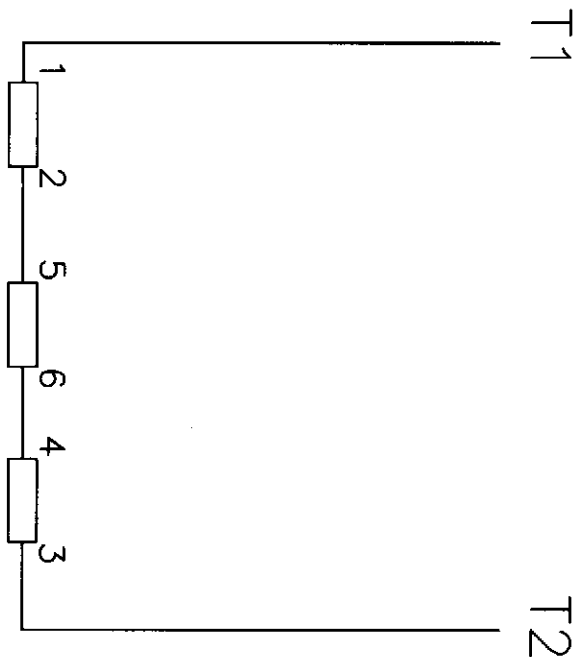
SCALE

JOB

DATE

6-13-00

VOLTAGE	KW
575	5.8
480	4
460	3.8
240	1
208	.7
120	.25



_____ KW, _____ V, 1 PH., 60HZ.

CRYOGENIC EXPERTS INC.
SIMI VALLEY, CALIFORNIA 93065



TITLE
BUSSING DIAGRAM

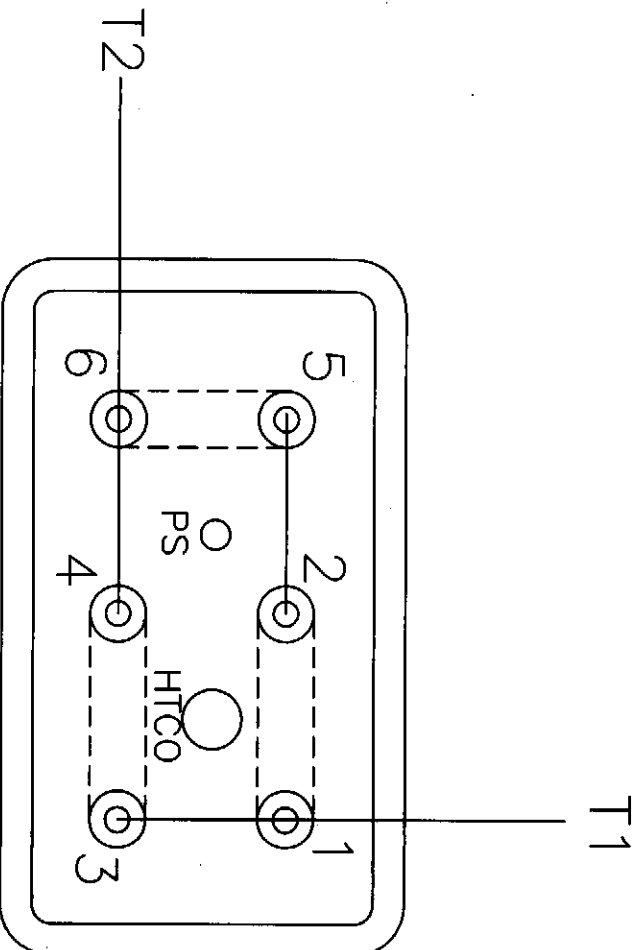
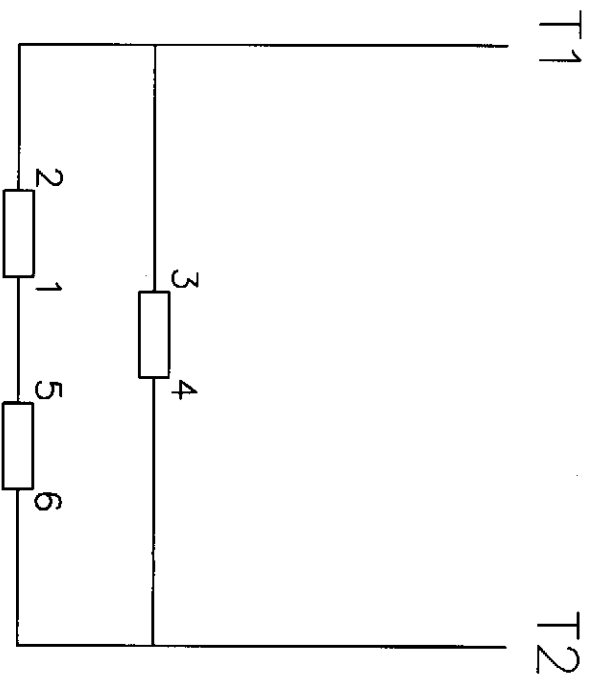
CONTRACT NO _____ DWG NO **A990011**

SCALE _____ JOB _____ DATE **7-30-98**

REV
—

VOLTAGE	KW
240	4.5
208	3.4
120	1.1

DO NOT USE ON 480V
 PS-PRESSURE SWITCH
 HTCO-HIGH TEMP CUT OFF



B, 240V, 4.5 KW, 1PH., 60HZ.

CRYOGENIC EXPERTS INC.
 SIMI VALLEY, CALIFORNIA 93065



TITLE
BUSSING DIAGRAM

CONTRACT NO

DWG NO

A990029

REV

SCALE

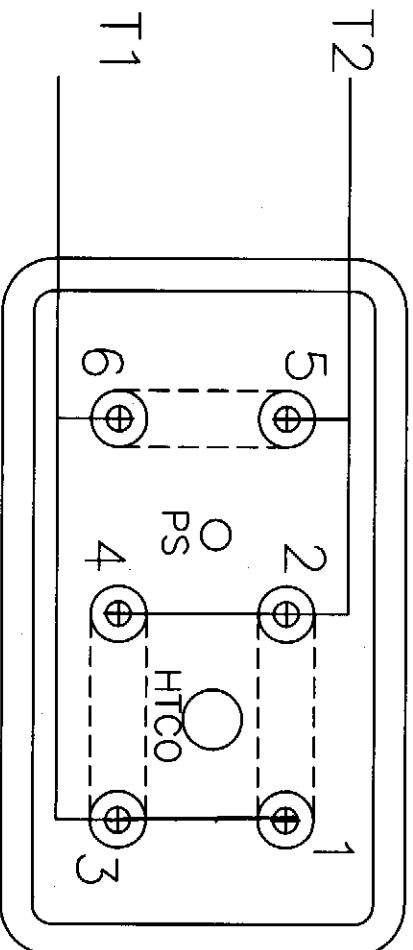
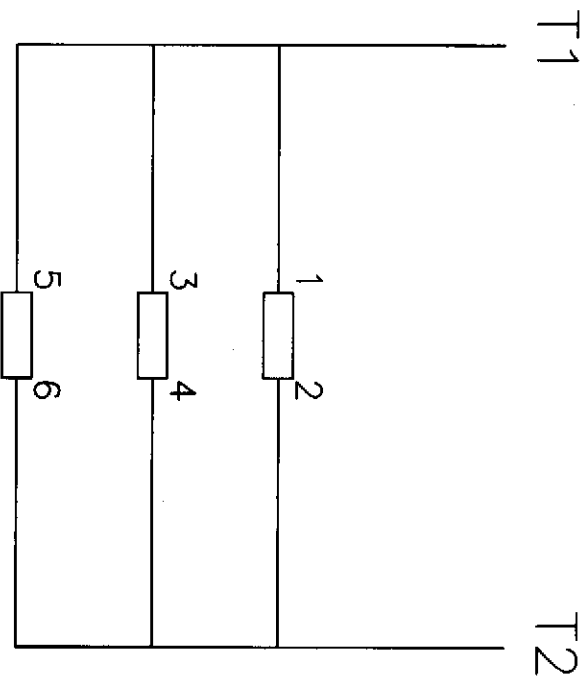
JOB

DATE

5-08-03

VOLTAGE	KW
120	2.25
208	6.8
240	9

DO NOT USE ON 480V
 PS-PRESSURE SWITCH
 HTCO-HIGH TEMP CUT OFF



B, 120/240V, 1 PH., 60HZ.

CRYOGENIC EXPERTS INC.
 SIMI VALLEY, CALIFORNIA 93065

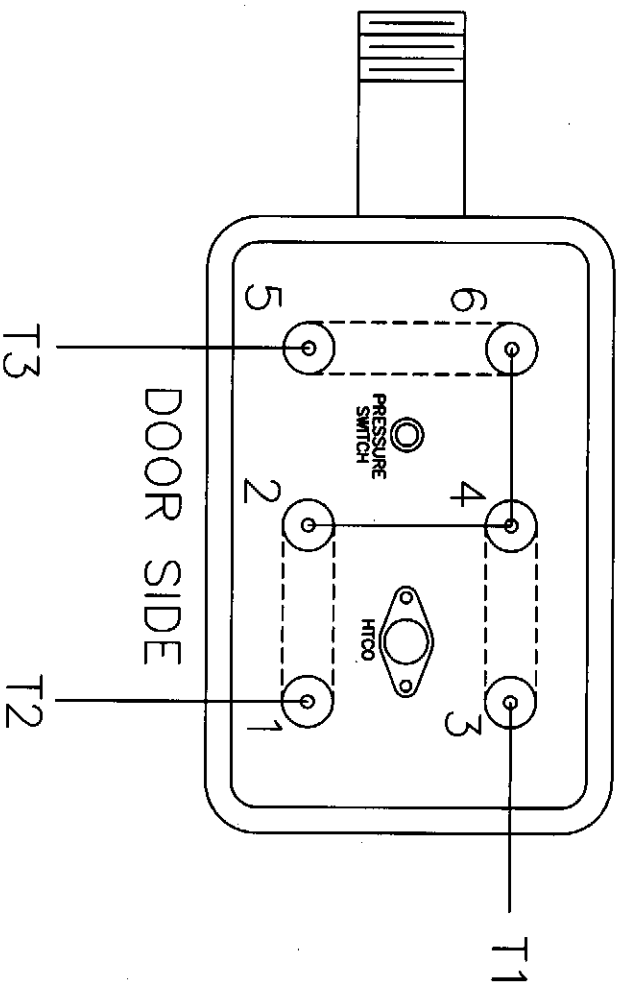
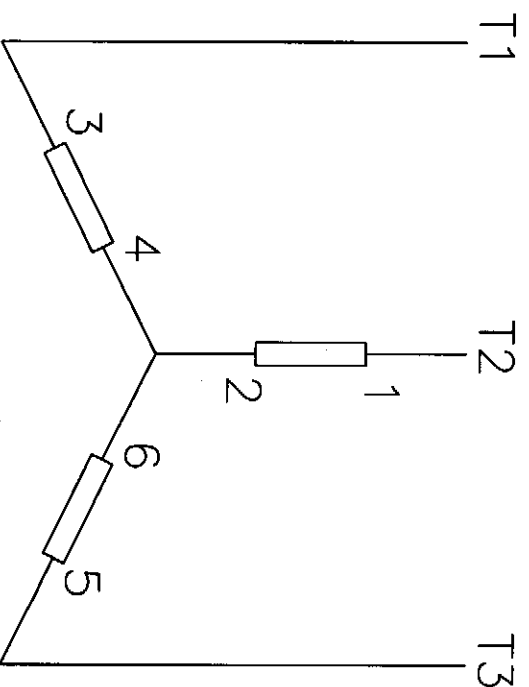


TITLE
BUSSING DIAGRAM

CONTRACT NO _____ DWG NO **A990031**

SCALE _____ JOB _____ DATE **5-08-03** REV **—**

VOLTS	HEATER STYLE	KW
480	B	12
380	B	7.5
240	B	3
208	B	2.2



____ KW, _____ V, 1 PH., 60HZ.

CRYOGENIC EXPERTS INC.
SIMI VALLEY, CALIFORNIA 93065



TITLE
BUSSING DIAGRAM

CONTRACT NO

DWG NO

A990017

REV
A

SCALE

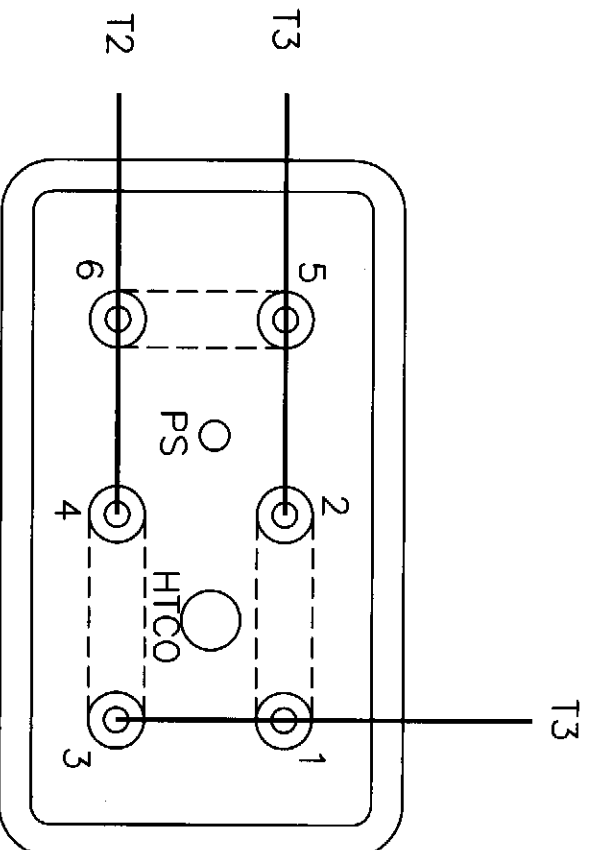
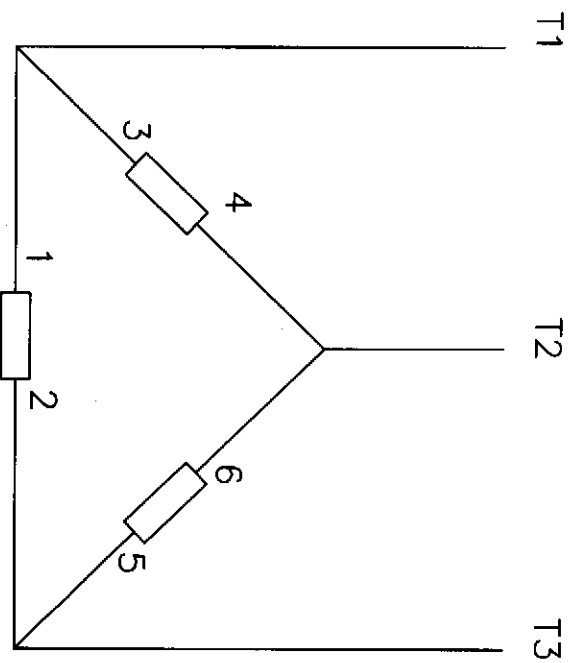
JOB

DATE

9-22-98

VOLTAGE	KW
240	9
208	6.8

DO NOT USE ON 480V
 PS-PRESSURE SWITCH
 HTCO-LOW TEMP CUT OFF



_____ KW, _____ V, 1 PH., 60HZ.

CRYOGENIC EXPERTS INC.
 SIMI VALLEY, CALIFORNIA 93065



TITLE
BUSSING DIAGRAM

CONTRACT NO

DWG NO

A990021

REV

SCALE

JOB

DATE

5-08-03